




HPL MOVABLE WALL COLLECTION

High pressure laminate surfaces for room partitions

Dorma Hüppe presents an inspiring selection of high-quality plain and wood effect surface designs (from the Getalit basic range) for its partition systems with the HPL Movable Wall Collection. The material's high quality and durability, along with the subtly balanced colour spectrum in a timeless design, offer the best possible foundations for a long, sustainable service life.



LAMINATE | HPL

Hochdrucklaminat nach EN 438


Plain




A224 Pe Signal white
RAL 9016
NCS S 0300-N



A242 Pe Plain white
RAL 9003/9010
NCS S0502-G



A222 Pe Arctic white
RAL 9003/9016
NCS S0502-G



A22 Pe Pearl white
RAL 90 10
NCS S0502-G50Y




A2 Pe Pearl white
-
NCS S050-G50Y



A223 Pe White lacquer
RAL 9010
NCS S0500-N



A923 Pe Magnolia
RAL 1013
NCS S0505-Y20R




A227 Pe Light beige
RAL 9001
NCS S1002-Y20R




A42 Pe Grey white
RAL 9002
NCS S1002-Y




A420 Pe Polar grey
RAL 7047
NCS S1500-N




A402 Pe Bright grey
RAL 7047
NCS S1500-N




A4 Pe Grey
-
NCS S2500-N



A444 Pe Tin grey
RAL 7004
NCS S4000-N



A41 Pe Anthracite grey
-
NCS S7502-R



A1 Pe Black
RAL 9011
NCS S9000-N

Wood effect



BU370 Si
Semper beech



EiL320 Si
Lago oak light



EiL730 Si
Lago oak dark

Pe = Pergament
Si = Sentira

RAL and NCS colour specifications are approximate values. Colour deviations from the design illustrations are caused by the printing process.